

Directions to Purchase a Compost Bin

To Pay for the compost bin go to the Lexington Public Works Department located at 201 Bedford St, Lexington, MA.

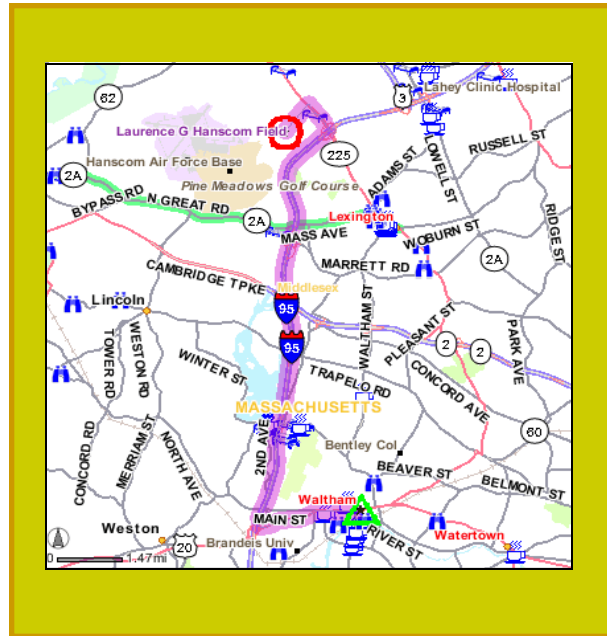
From Waltham: Take Lexington Street toward Lexington which will become Waltham St; follow to Lexington Center. Turn left onto Mass Ave. Bear right onto Bedford St at the Minuteman Statue. After two sets of lights, the new Public Works Department building will be on your right.

From 128 North: Take Exit 31A toward Lexington. Take a slight right onto Bedford St. The new Public Works Department building will be located on your left.

To Pick up the compost bin go to the Minuteman Facility located at 60 Hartwell Ave, Lexington, MA.

From Lexington DPW: Turn right onto Bedford St heading northwest. Bear right to enter the jug-handle before the first set of lights. At the end of the jug-handle continue straight through the traffic light onto Hartwell Ave. The Minuteman Facility will be on your left after the bike path.

For more information on starting or maintaining your own compost pile, contact the Waltham Recycling Department, 781-314-3391.



FOR ADDITIONAL
INFORMATION GO TO

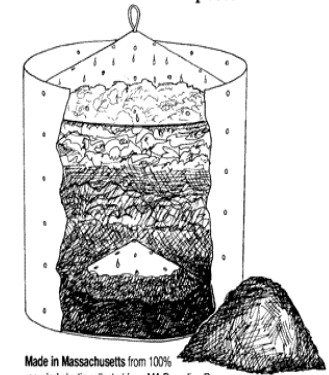
[HTTP://CITY.WALTHAM.MA.US](http://city.waltham.ma.us) AND
CLICK ON TRASH AND RECYCLING

Waltham Recycling
Department

A DIVISION OF THE
CONSOLIDATED PUBLIC
WORKS DEPARTMENT

Compost Bin Brochure

The Brave New™ Composter



Made in Massachusetts from 100%
recycled plastic collected from MA Recycling Programs

Recycling Department
165 Lexington Street, Waltham, MA 02451
781-314-3391

Waltham Recycling Department

How to Compost Your Leaves and Kitchen Scraps

Composting is a process of decomposing organics (or natural materials) such as leaves, and/or kitchen scraps (vegetables and fruits). Using a compost bin, the leaves will usually take about one year to break down. When the compost looks like soil, it can be mixed with your garden soil or spread over the lawn. Compost holds more water than regular soil, reducing your need to water and thereby reducing your monthly water bill! It also provides nutrients which produce healthier plants and reduce the need for costly fertilizers.

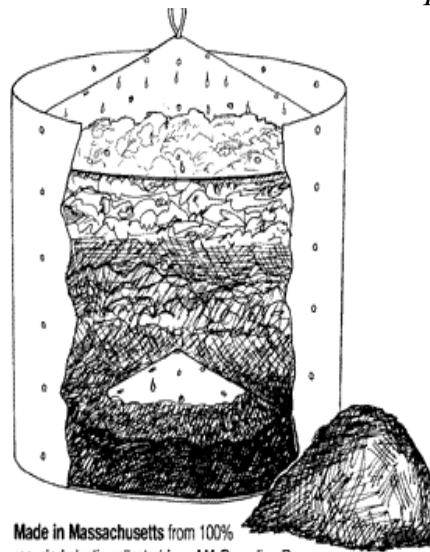
Start with a layer of thin sticks or crumpled brown paper bags on the bottom of your compost bin. Add leaves, or grass clippings, some soil or finished compost, and enough water so the pile is about as wet as a damp sponge. You can also add food scraps from the kitchen, but *no animal products*. If the compost is too dry, it won't break down. If it's too wet, it may generate odors. However, a working compost pile does not generate unpleasant odors. If odors do arise, simply mix in more leaves or shredded newspapers.



*The Earth
Machine*



*The Brave New
Composter*



Made in Massachusetts from 100%
recycled plastic collected from MA Recycling Programs

How to Purchase a Compost Bin

Waltham residents may purchase an Earth Machine or a Brave New Composter bin for \$30 each at the Town of Lexington's Public Works Department located at 201 Bedford St, Lexington, MA.

Residents pay for the bins at the Lexington Public Works Department and are given a receipt. Residents then take their receipt to the Minuteman Facility booth located at 60 Hartwell Ave. in Lexington to pick up the bin.

The Lexington Department of Public Works is open from **7:00 a.m. to 3:30 p.m. Monday through Friday**. The contact number for Lexington Department of Public Works is 781-274-8300.